

SATS INFORMATION EVENING

The KS2 SATs will take place between Monday 8th May and Thursday 11th May 2017.

SATS TESTS 2017

The SATs changed last year, to reflect the New National Curriculum. The curriculum is more challenging than ever before.

The children will complete tests in the following areas:

- Reading
- Spelling, Punctuation and Grammar (SPAG)
- Maths

Levels have been abolished now, so level 6 papers do not exist anymore, the papers just get progressively harder.

TESTING TIMETABLE

Monday 8th May: English Reading Test

Tuesday 9th May: Paper 1- Grammar, Punctuation and Spelling
(short answers)

Paper 2 - Grammar , Punctuation and Spelling (Spelling Test)

Wednesday 10th May: Mathematics Paper 1- arithmetic
Mathematics Paper 2 - Reasoning

Thursday 11th May: Mathematics Paper 3 -Reasoning

READING PAPER

In KS2 English SATs your child will be assessed on a range of reading skills, such as the ability to interpret information and comment on writers' use of language.

The reading test will be a single paper with questions based on three passages of text. The texts will become progressively difficult as they work through the booklet.

Children will have one hour, including reading time, to complete the test.

Types of questions:

Ranking/ordering, e.g. 'Number the events below to show the order in which they happen in the story'

Labelling, e.g. 'Label the text to show the title of the story'

Find and copy, e.g. 'Find and copy one word that suggests what the weather is like in the story'

Short constructed response, e.g. 'What does the bear eat?'

Open-ended response, e.g. 'Look at the sentence that begins *Once upon a time*. How does the writer increase the tension throughout this paragraph? Explain fully, referring to the text in your answer.'

Space Tourism

In 1969, a man walked on the Moon for the first time. After this, many people thought that space travel would be available by the year 2000 and that we would all be space tourists. However, here we are in 2015 and space tourism is still an impossible dream for most of us. It is a reality for only a very few, very rich, people.

How would you get to your space hotel?

In the future there may be hotels in space for all the tourists. It wouldn't take long for the space shuttle to get out of the Earth's atmosphere. Then, without Earth's gravity, you would become weightless. Arrival at the hotel would be like an aeroplane parking at an airport, but you would leave the cabin floating along the access tube, holding on to a cable.

Fact: The Russian Space Agency offers flights on board a spacecraft to the International Space Station (ISS), where people can stay. The ISS was built in 1998 and is so big that it can be seen from Earth. Tickets to the ISS are very limited.

What would a space holiday be like?

Once in the hotel, you could admire the unique views of Earth and space and enjoy the endless entertainment of being weightless – and there would always be the possibility of a space-walk.

Fact: The first tourist in space was Dennis Tito in 2001. His trip cost him around £14 million.



Who has already had a holiday in space?

In 2006, Anousheh Ansari became the first female space tourist when she made the trip from Russia to the International Space Station (ISS). Anousheh stayed on the ISS for eight days and kept a blog (an online diary). Parts of her blog are shown here.

Anousheh's Space Blog

September 25th

Everyone wants to know: how do you take a shower in space? How do you brush your teeth? Well my friends, I must admit keeping clean in space is not easy! There is no shower with running water. Water does not 'flow' here, it 'floats' – which makes it a challenging act to clean yourself. There are wet towels, wet wipes and dry towels that are used. Now brushing your teeth in space is another joy. You cannot rinse your mouth and spit after brushing, so you end up rinsing and swallowing. Astronauts call it the 'fresh mint effect'.

September 27th

Being weightless has some wonderful advantages. You can lift a really heavy object with one hand and move it around with one finger. You can fly and float around instead of walking. You can do somersaults at any age. Everything is effortless. If you want to move forward, you slightly touch a wall with one finger and you start moving in the opposite direction. If you have left your book at the other side of the module, no problem – you ask someone close to it to send it to you. That means they pick it up and very gently push it towards you, and here it is – your book flying to you all the way from the other side.



Questions 1–15 are about *Space Tourism* (pages 4–6).

1 Look at the introduction.

Why is space tourism *impossible* for most people?

1 mark

Evidence from the text:

Award 1 mark for explaining that it is impossible for most people because it costs too much, e.g.

	Mark
Why is space tourism impossible for most people? Inferences from the text / explain and justify inferences with	1m

2 How would you get from the spacecraft to the space hotel?

1 mark

2

How would you get from the spacecraft to the space hotel?

Content domain: 2b – retrieve and record information / identify key details from fiction and non-fiction.

Award 1 mark for answers that refer to floating down the tube (holding the cable).

1m

9

Look at Anousheh's blog entry for September 27th.

Explain how Anousheh felt about being in space that day.

Qu	Requirement	Mark
9	<p>Look at Anousheh's blog entry for September 27th.</p> <p>Explain how Anousheh felt about being in space that day.</p> <p>Content domain: 2d – make inferences from the text / explain and justify inferences with evidence from the text.</p> <p>Award 2 marks for answers that contain both an appropriate reference to Anousheh's positive attitude, inferred from the text, and development in the form of a <u>relevant</u> quote / example(s) of activities she did in space, e.g.</p> <ul style="list-style-type: none">• <i>you can tell that she liked space because of all the fun things she wrote like floating about without any effort and lifting heavy things</i> [positive attitude + examples of activities]• <i>she enjoyed it because of all the wonderful advantages she kept on describing</i> [positive attitude + quote]• <i>she felt wonderful being able to do somersaults and flying around</i> [positive attitude + examples of activities]. <p>Award 1 mark for identifying Anousheh's positive attitude inferred from the text, e.g.</p> <ul style="list-style-type: none">• <i>she loved it / she felt it was wonderful.</i> <p>Also accept for 1 mark the following quotations (as they convey positive emotion), e.g.</p> <ul style="list-style-type: none">• <i>she said being weightless had some wonderful advantages</i>• <i>everything is effortless.</i> <p>Do not accept emotions that are not supported by the text, e.g. pride.</p>	Up to 2m

SPELLING, PUNCTUATION AND GRAMMAR TEST (SPAG)

The grammar, punctuation and spelling test will consist of two parts: a grammar and punctuation paper requiring short answers, lasting 45 minutes, and an spelling test of 20 words, lasting around 15 minutes.

The grammar and punctuation test will include two sub-types of questions:

Selected response, e.g. 'Identify the adjectives in the sentence below'

Constructed response, e.g. 'Correct/complete/rewrite the sentence below,'
or, 'The sentence below has an apostrophe missing. Explain why it needs an apostrophe.'

COULD YOU EXPLAIN WHAT THESE GRAMMATICAL TERMS MEAN?

- Modal verb
- Subjunctive form
- Present progressive tense
- Present perfect tense
- Parenthesis
- Active and Passive
- Determiner
- Independent and dependent clauses
- Punctuation including dashes, hyphens, semi-colons and colons

9

Which sentence uses an **apostrophe** correctly?

Tick **one**.

The children's clothes were hanging up.

The childrens' clothes were hanging up.

The childrens clothe's were hanging up.

The childrens clothes' were hanging up.

Question	Requirement	Mark
9 G5.8	The children's clothes were hanging up. <input checked="" type="checkbox"/> <input type="checkbox"/> <input type="checkbox"/> <input type="checkbox"/>	1m

Commentary: This question assesses understanding of the possessive apostrophe with plural nouns.

13

Tick one box to show which part of the sentence is a **relative clause**.

The table which is made of oak is now black with age.

Diagram showing the sentence "The table which is made of oak is now black with age." with four brackets underneath it, each pointing to a specific part of the sentence. Below each bracket is a square box for marking the answer.

<input type="checkbox"/>	<input type="checkbox"/>	<input type="checkbox"/>	<input type="checkbox"/>
--------------------------	--------------------------	--------------------------	--------------------------

13
G3.1a

The table which is made of oak is now black with age.

1m

Diagram showing the sentence "The table which is made of oak is now black with age." with four brackets underneath it, each pointing to a specific part of the sentence. Below each bracket is a square box for marking the answer. The second box contains a checkmark.

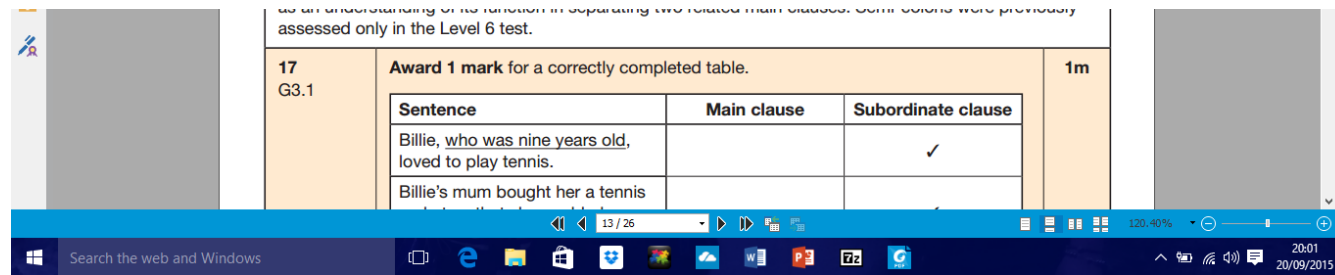
<input type="checkbox"/>	<input checked="" type="checkbox"/>	<input type="checkbox"/>	<input type="checkbox"/>
--------------------------	-------------------------------------	--------------------------	--------------------------

Commentary: This question assesses identification of relative clauses and knowledge of the term. This is a new part of the test framework, in addition to the generic test reference code of clauses.

16

What is the name of the **punctuation mark** used between the two main clauses below?

My sister loves team sports; my brother, on the other hand, prefers individual sports – such as athletics.



as an understanding of its function in separating two related main clauses. Some items were previously assessed only in the Level 6 test.

Sentence	Main clause	Subordinate clause
Billie, <u>who was nine years old</u> , loved to play tennis.		✓
Billie's mum bought her a tennis		

17 G3.1 Award 1 mark for a correctly completed table. 1m

Search the web and Windows | 13 / 26 | 20:01 20/09/2015

Rewrite the sentence below, adding a **subordinate clause**.
Remember to punctuate your answer correctly.

The children played on the swings.

<p>24 G3.4</p>	<p>Award 1 mark for a grammatically correct sentence containing a subordinate clause and using correct punctuation, e.g.</p> <ul style="list-style-type: none"> • <i>The children played on the swings until it was late.</i> • <i>The children, who went to my school, played on the swings.</i> • <i>The children, chattering happily, played on the swings.</i> • <i>Before going to school, the children played on the swings.</i> <p>Do not accept:</p> <ul style="list-style-type: none"> • punctuation errors • responses that use a phrase instead of a subordinate clause, e.g. <ul style="list-style-type: none"> • <i>The children played on the swings until tea time.</i> • responses that rewrite the sentence by adding another main clause, e.g. <ul style="list-style-type: none"> • <i>The children played on the swings and then they went home.</i> 	<p>1m</p>
<p>Commentary: This question assesses subordinate clauses.</p>		

SPELLING TEST

- 1) The children were to go on the ride next.
- 2) Out of, the children walked along the left hand side of the corridor.
- 3) Mrs Legg struggled with the of some of the words in the spelling test!

- 1) guaranteed
- 2) convenience
- 3) pronunciation

The spellings we send home each week are based upon the patterns set out in the National Curriculum for years 5 and 6, however it is imperative that the children are also able to spell words of the previous years' content.

WRITING

There is not a Writing SATs paper, however Teacher Assessment Scores will be reported to Wiltshire County and will be shared with parents and Secondary School.

These assessment scores will be based on the School's assessment system.

MATHS

In KS2 maths SATs they'll be tested on a range of core skills, including knowing all times tables and using them to divide and multiply, using a protractor to measure angles, calculating the perimeter and area of shapes, solving problems by collecting and using information in tables, graphs and charts and solving problems involving ratio and proportion.

Children will sit three papers in maths:

Paper 1: arithmetic, 30 minutes (36 questions to answer)

Papers 2 and 3: reasoning, 40 minutes per paper (approximately 20 questions)

Paper 1 will consist of fixed response questions, where children have to give the correct answer to calculations, including long multiplication and division.

Papers 2 and 3 will involve a number of question types, including:

Multiple choice

True or false

Constrained questions, e.g. giving the answer to a calculation, drawing a shape or completing a table or chart

Less constrained questions, where children will have to explain their approach for solving a problem

8

$2.5 + 0.05 =$


A large grid for working out the calculation. The grid is 20 columns wide and 10 rows high. A blue rectangular box is drawn on the grid, spanning 10 columns and 2 rows, positioned in the lower right area of the grid.

1 mark

2.55

11

$$630 \div 9 =$$



1 mark

70

18

$$1.52 \times 6 =$$



1 mark

9.12

29

x

6 7 8
5 4


Show
your
method

2 marks

36,612

32

$$\frac{2}{5} \div 2 =$$



1 mark

1/5

34

3 7 | 2 3 3 1

Show
your
method

2 marks

63

TIMES TABLES

Children are tested on their times tables (up to 12×12) every week. They need to know both the multiplication and division facts for each table.

As they progress through the different levels of our testing system, they are expected to apply their tables'

understanding in different ways e.g. with decimals and multiples of 10, 100, 1000.

MARKING THE PAPERS

The previous National Curriculum levels were scrapped, and instead children will be given the following...

a raw score (number of raw marks awarded)

a scaled score

confirmation of whether or not they attained the National Standard.

Scaled Score Information - <https://www.gov.uk/guidance/scaled-scores>

SAMPLE MATERIALS

Last year's SATS papers are available to see online.

There are a number of old SATs papers online, they are linked to the old curriculum, however they can still be used as practice, especially to revise skills learnt in Year 3, 4 and 5.

WHAT TO DO NOW...

Learn all the times tables up to 12×12

Learn all the division facts up to 12×12

Practice standard methods of addition, subtraction, multiplication and division

Learn different grammatical terminology

Learn the statutory words

Answer questions about reading books

GOOD REVISION WEBSITES

<http://www.bbc.co.uk/bitesize/ks2/> - fun games and activities for both Maths and English

<http://resources.woodlands-junior.kent.sch.uk/revision/> - a great site for all-round revision

https://www.cgpbbooks.co.uk/interactive_ks2 - tests and games for all subjects

<http://www.spellingcity.com/churchlane/> - a fantastic spelling website set-up by another Year 6 teacher – lots of previous spelling tests which are great for practice

http://www.offbyheart.co.uk/english/yr6_e_g.php – Games to practice SPAG and Maths skills

<http://www.compare4kids.co.uk/literacy.php> - English boot camp (subscription though)

HOW CAN WE PREPARE AT HOME?

Use the revision booklets and websites suggested tonight. Small bursts of revision are better than 'cramming' the night before.

Encourage your child and be positive about what they do know.

Have early nights.

Limit screen time especially before school.

Eat a nutritious breakfast before school.

If possible, walk to school.

ON TEST DAYS

Arrive at school on time.

Have a good breakfast!

All tests will be done in the morning.

Bring your mascot for good luck.

Bring a snack for after the test.

Have a positive attitude! You know it, so prove it!

OPTIONAL BREAKFAST CLUB

Breakfast club will run from the Monday - Thursday

Children will be able to enter the school at 8am and will receive a free breakfast (funded by FOFSA)

Depending on the day, there will be different breakfast choices such as: toast, toasted crumpets, sweet muffins and bagels. Preserves and chocolate spread will also be provided.

Children do not have to come to breakfast club. A letter will be sent home to see whether your child wishes to come or not.

WHAT IF MY CHILD IS SICK?

As you would ordinarily do, please ring the office and notify them of your child's absence, but please leave a number where we can contact you so that we can discuss arrangements for testing.

Your child will be allowed to sit any tests they have missed up to 5 school days after absence, however it is important that you ensure your child has been kept away from other pupils who have taken the test and that they haven't had access to the test content via the internet during the testing period.

The school will then make arrangements for your child to sit the missed tests on their return to school.